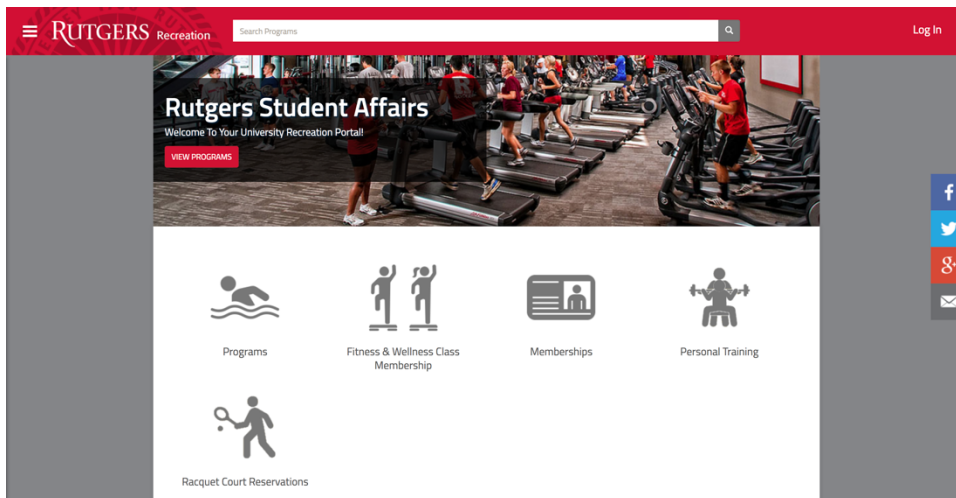


INSTRUCTIONS FOR ONLINE RECREATION MEMBERSHIP RENEWALS FOR CURRENT RUTGERS EMPLOYEES OR STUDENTS (with a NetID) *ONLY!*


NOTE: Not all memberships are renewable online. You must have an ACTIVE membership and a previous order associated with your membership to be able to renew through the portal. If you follow the steps below and do not have the "Renew" option for the membership you wish to purchase, please come to the Werblin Rec Center to make your purchase.

1. Go to: services.rec.rutgers.edu

You will be brought to a page that looks like this:




2. Click the 'Log In' button in the top right-hand corner:



3. As an affiliate of the university, you must click the button that says 'Rutgers NetID Credentials'.
NOTE: YOU CANNOT LOG IN USING A LOCAL ACCOUNT OR THROUGH GOOGLE. You must use your NetID credentials.

Use another service to log in



Enter your credentials here:

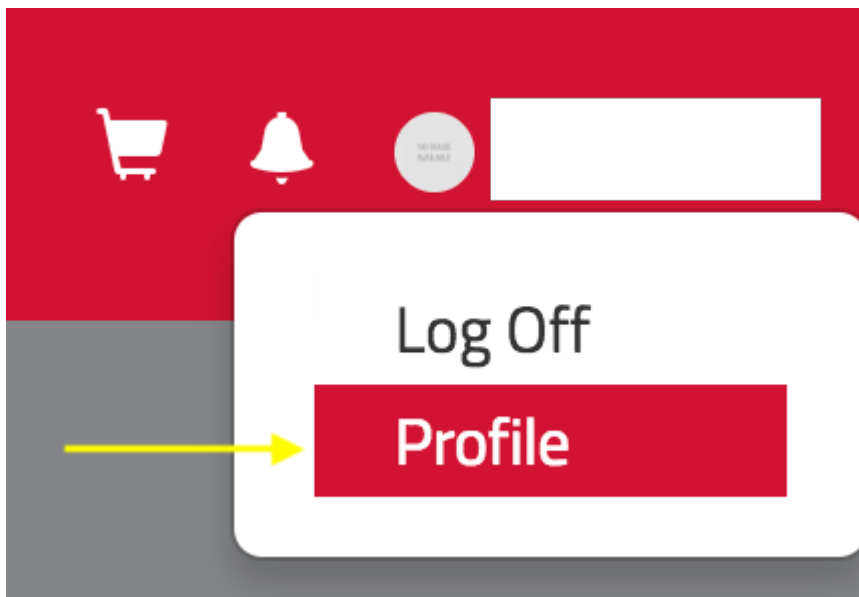
NetID:

Password:

Authentication Type:

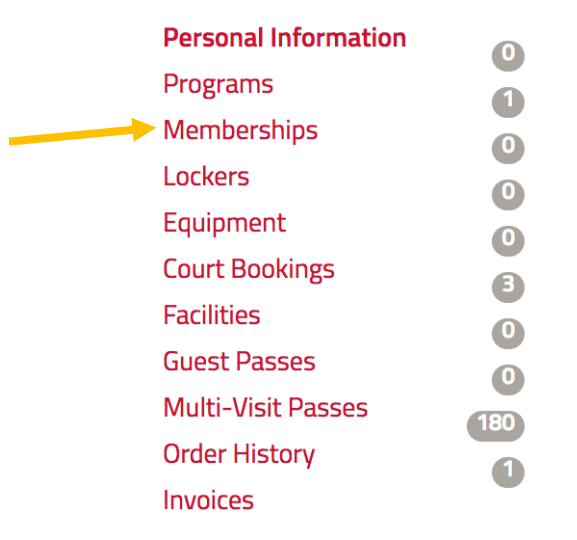
For Log In issues, please call the Rec Admin Office at 848-445-0462 or email rec.memberships@echo.rutgers.edu

4. Once you are logged in, go to the top right corner and click on 'Profile.'

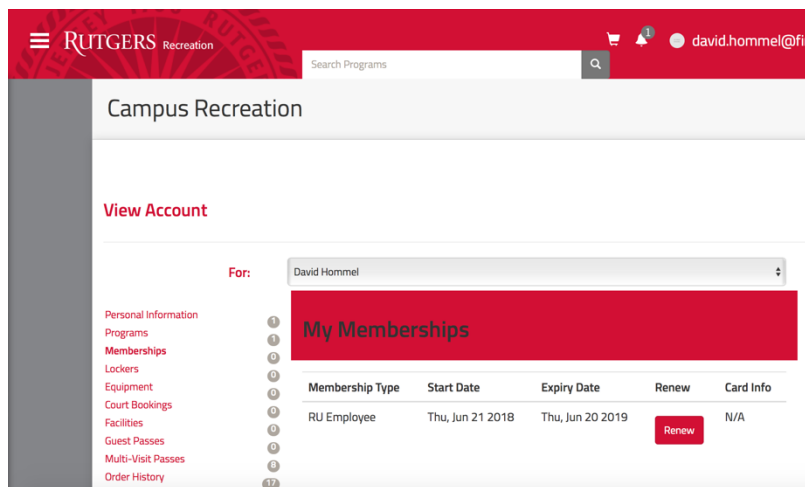


- When you reach your profile, you will see a side bar with 'View Account' options. Click on "Memberships" to see the list of memberships which you can renew online.

View Account



- To select a membership for renewal, click "Renew" and follow the prompts to add to your cart where you can check out.



- Continue to use your Rutgers ID Card to swipe into our facilities.